



**Enerdrive**  
DRIVING YOUR ENERGY NEEDS

# eSYSTEM-G



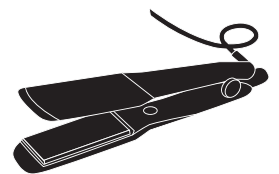
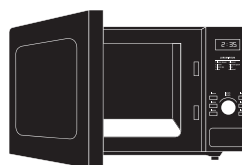
## WHAT'S INCLUDED?


- ePOWER AC 40Amp 230v Charger
- ePOWER DC2DC 40+ Charger
- Simarine Pico LCD WIFI Monitoring Screen
- Simarine 300A Main Battery Shunt
- Simarine SCQ25T Individual Load/Charge Module
- 3 Stud Main Negative Bus Bar
- 40A Low Battery Cutout
- Main System Circuit Breaker 120A
- Inverter Circuit Breaker 200A
- Solar Circuit Breaker 40A
- ePOWER DC2DC 60A Output Fuse Connection
- ePOWER AC Charger 50A Output Fuse Connection
- 2 x 30A Load Output Fuse Connections
- 24hr Critical Load 4 Circuit Fuse Block
- Battery Restart Switch for Lithium Batteries (12V Start Only)
- 12mm Black Plastic Mounting Board - Water & Rot Resistance

## BENEFITS OF THIS SYSTEM

<b>SERVICE &amp; SUPPORT</b>	<b>DIAGRAMS AVAILABLE ONLINE</b>
<b>QUICK &amp; EASY INSTALLATION</b>	<b>5 YEAR WARRANTY</b>
<b>PROGRAMMABLE FOR MOST BATTERIES</b>	<b>LIFETIME TECH SUPPORT</b>




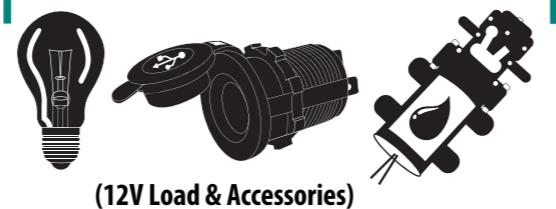
## SUITABLE FOR 12V AND AC APPLIANCES





**Enerdrive B-TEC Lithium Batteries**  
**Battery Capacity Options Available**  
 x1 B-TEC 200Ah = Total 200Ah  
 x2 B-TEC 200Ah = Total 400Ah  
 x1 B-TEC 300Ah = Total 300Ah  
 x2 B-TEC 300Ah = Total 600Ah

Available from Enerdrive



**COMPONENT DESCRIPTIONS**

1.	DC2DC - Safely charge your Battery System via vehicle & solar
2.	AC Charger - Safely charge your Battery System from AC Mains or Generator
3.	Inverter - Use appliances up to 2000 watts
4.	Battery Reset Button - Restart your flat Lithium Battery with ease
5.	Simarine Shunt - Monitor multiple circuits; eg. fridge, solar lights, water tank etc
6.	Quality Circuit Protection

**COMPLETE YOUR SYSTEM WITH ENERDRIVE B-TEC LITHIUM BATTERIES**



**FEATURES**

5 Year Warranty
Lifetime Support
Bluetooth Battery Monitor
Battery Reset Button
Serviceable Internal Bms (by Enerdrive)
Size & Weight Savings

